
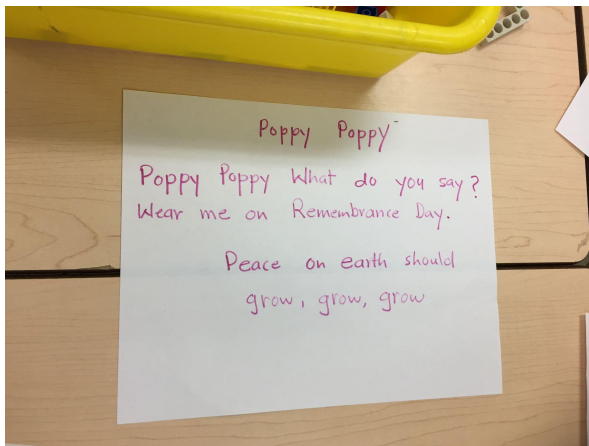


Activity 1 remembrance Day craft



"wearing a poppy **showing respect and support** for the armed forces, and their families"

" Remembrance day is on Nov 11"


" remembrance day is not a celebration"

" I want to send a thank you card to soldiers"

Before starting the craft, teachers had a discussion with children " When is Remembrance day, and why do we wear a poppy on Remembrance day? ". Children come up with very good answers. They know Remembrance day is to remember soldiers those fought for our country, and we need to be thankful for the peace that we have. At the end of the discussion, we read a poppy poem together.

When children worked on the craft, teachers were there to assist and encourage children to solve the problems. Child N said " too difficult to make the poppy", the teacher encouraged child N and said " we do it together". With the encouragement, Child N did finish her craft".

Activity 2- candle Burn and rising water experiment



“ The water is rising”- Child N


" because air pressure" - child T

“ because the candle burn the water up”- Child A

“ because it make the water stand” - Child G


In this experiment, children observed how the water is rising, and expressed their thoughts why the water was rising. The teacher was there to ensure children's safety, and explained to children they can not touch anything on the table, and they need to stay away from the table because of the fire. Even though the younger kids did not know the answer why the water was rising, they described what they saw, and learned from the older kids.

Activity 3- Fall art craft



The craft idea comes from Child M showing the teacher different colors of leaves, and he asked why leaves have different colors. The teacher replied “leaves color change in different seasons”. In small group, Children made fall trees on PA day using fall color construction papers as they see it around in their environment.

Activity 4- Shaving cream painting



" How much shaving cream and glue do we need to put?" child E

" That's a Christmas tree, and a snowman". Child M

" I want to feel the texture" Child U

" That's Among us" child E

" so puffy" child G

In this activity children had a chance to mix glue and shaving cream. children are able to form a question. Child E asked " how much glue and shaving cream do we need to add?" Teacher replied " half and half". They could also add glitter ,vanilla essence googlyeyes, and buttons to create unique paintings. Children painted Christmas tree, Among us, and snowman. Children were curious to feel the texture. " So puffy" Child G said. Also had sensory experience while working with this craft activity..

